

This guide follows the processing and practical task workflows of pressing and shearing operators summarizing the necessary information (5 roles).  
 More detailed explanations can be accessed using the Two-dimensional codes shown for each item.

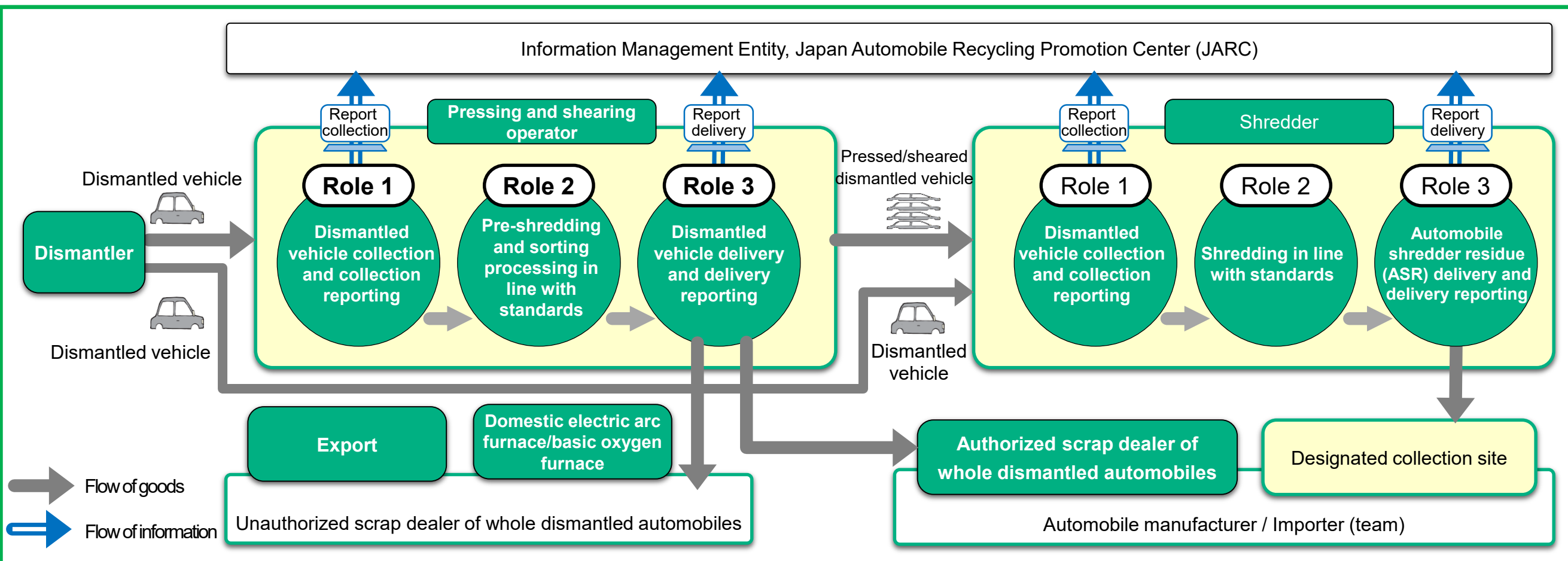
[For Pressing and Shearing Operators]

## Roles Performed by Shredding and Sorting Operators in Automotive Recycling

◆ **Shredding and sorting as well as pre-shredding and sorting processing (pressing and shearing) of dismantled vehicles must be carried out in compliance with the Act on Recycling of End-of-Life Automobiles (ELV Recycling Law).**

Unlicensed pressing and shearing is not permitted. Violating the ELV Recycling Law will result in penalties such as fines and imprisonment.  
 [Chapter VIII]

◆ **A license from the local government for shredding and sorting operations is required in order to press and shear dismantled vehicles.**  
 [Chapter III, Section 4]



[Notices](#)



[Get info on collection/delivery reporting methods](#)



[Get answers to questions](#)



[Check if accessories are included in the recycling fee](#)



- The next page is an explanation of the practical tasks for pressing and shearing operators.  
 For shredders, please see the explanation [here](#).

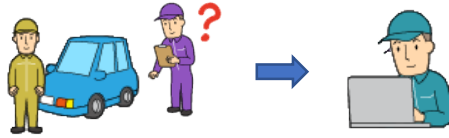


## Practical Tasks Performed by Shredding and Sorting Operators <Pressing and Shearing Operators> in Automotive Recycling (Recommended Procedures)

**Role 1** [Article 17; Article 81, paragraph (10)]

1. Collect the vehicle and check its chassis number.

[Check the vehicle collected](#)



2. Person in charge of report on movements reports the collection. (Within 3 days of collection)

**Role 2** [Article 18, paragraph (1)]

3. Press and shear according to standards.

**\*Contamination with trash and parts of other vehicles not permitted**  
[Enforcement Regulations Article 14]

**Role 3** [Article 18, paragraph (2); Article 81, paragraph (11)]

4. Deliver pressed and shredded dismantled vehicle for subsequent processing.

5. Person in charge of report on movements reports the delivery. (Within 3 days of delivery)

**\* Roles 1 through 3 carried out within 30 days**  
[Enforcement Regulations Article 106, paragraph (1)]

### Delivery Methods and Processing Flow by Destination (Simplified)

#### Pattern 1: Deliver to shredder



**Dismantler**


- Appropriate processing
- Dismantling

**Pressing and shearing operator**

- Pressing and shearing
  - (1) Load onto truck
  - (2) Confirm number of vehicles and report delivery
  - (3) Transport

**Shredder**

- Shredding



#### Pattern 2: Deliver to unauthorized scrap dealer of whole dismantled automobiles



**Dismantler**

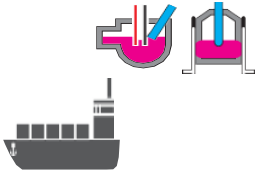
- Appropriate processing
- Dismantling

**Pressing and shearing operator**

- Pressing and shearing
  - (1) Load onto truck
  - (2) Confirm number of vehicles and report delivery
  - (3) Transport
  - (4) Store documentation

**Unauthorized scrap dealer of whole dismantled automobiles**

- Domestic electric arc furnace/basic oxygen furnace or
- Export



#### Pattern 3: Deliver to authorized scrap dealer of whole dismantled automobiles



**Dismantler**

- Appropriate processing
- Advanced dismantling

**Pressing and shearing operator**

- Pressing and shearing
  - (1) Load onto truck
  - (2) Confirm number of vehicles and print vehicle list
  - (3) Transport
  - (4) Exchange documents
  - (5) Report delivery

**Authorized scrap dealer of whole dismantled automobiles**

- Domestic electric arc furnace/basic oxygen furnace

