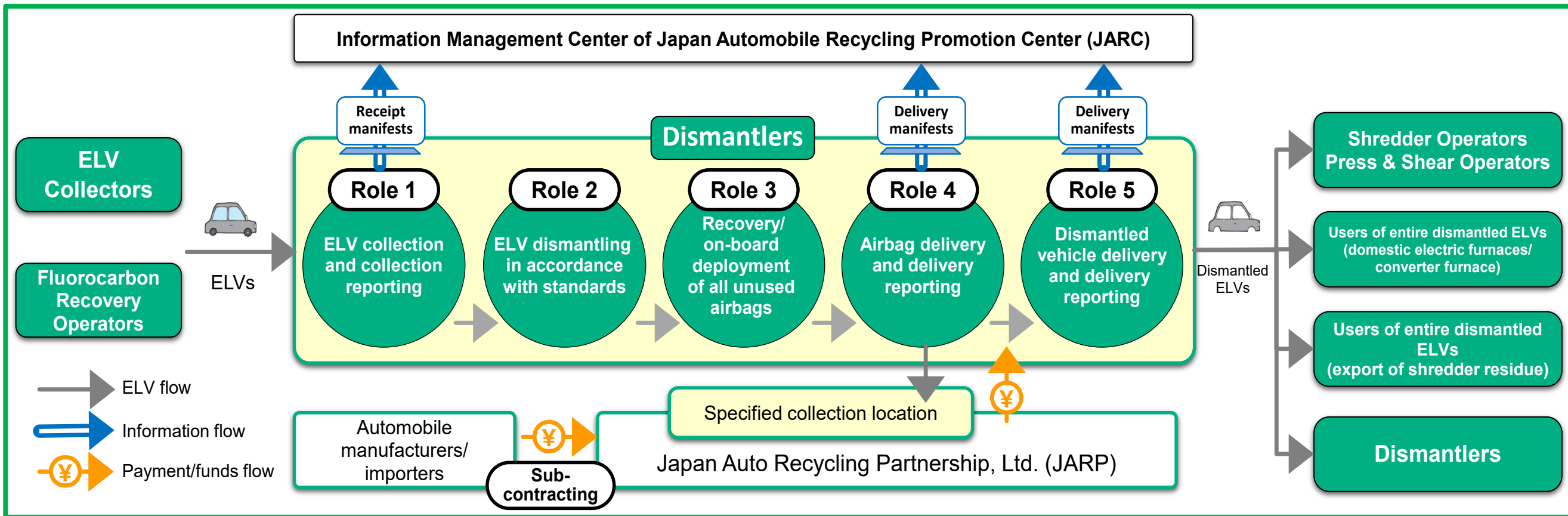


This guide summarizes required information (5 roles) regarding the flow of processes and business performed by dismantlers.  
 More detailed explanations can be accessed using the Two-dimensional codes shown for each item.

## Roles performed by dismantlers in automotive recycling

- ◆ **Japan's ELV (End-of-Life Vehicle) Recycling Law must be followed when dismantling vehicles.**
- ◆ **Auto-dismantling businesses must obtain permission from municipalities in order to dismantle vehicles.** [ELV Recycling Law: Chapter 3, Section 3]  
 Dismantling shall not be performed without permission. Failure to obey the ELV Recycling Law may result in penalties including imprisonment or fines.  
 [ELV Recycling Law: Chapter 8]



[ELV Recycling Law: Article 23 (2) /  
 Regulations for Enforcement of ELV Recycling: Articles 23 and 24]

[Get the latest info](#)



[Get info on collection/delivery reporting methods](#)



[Get answers to questions](#)



[Get other useful info](#)



• [Airbag recovery fees will be deposited when dismantlers have properly disposed of airbags.](#)



• [Please deliver airbags in accordance with airbag collection standards.](#)



# Business performed by dismantlers in automotive recycling (Recommended procedure)

## Role 1

[ELV Recycling Law: Article 15, Article 81 (7)]

1. Collect the vehicle and confirm its VIN. Confirm that actual vehicle equipment matches the equipment information shown on the collection/delivery report.



[Confirm equipment information in the vehicle information](#)



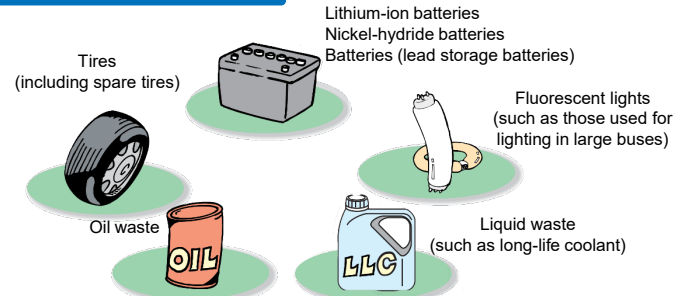
2. Have the person responsible for collection/delivery reporting submit a collection report.

## Role 2

[ELV Recycling Law: Article 16 (1) & (2), Regulations for Enforcement of ELV Recycling: Article 9]

3. Dismantle in accordance with standards.

Items to be collected in advance



[Items to be collected in advance](#)

## Role 3

[ELV Recycling Law: Article 16 (3)]

4. Recover all unused airbags (including seatbelt pretensioners).
5. Ensure recovered airbags are in the proper condition and store them in a case.



Confirmation methods and process flow

[Read explanations](#)

[Watch videos](#)



Recovery operations and proper conditions

[Read explanations](#)

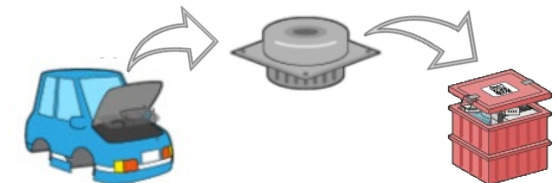
[Watch videos](#)



Case storage methods

[Read explanations](#)

[Watch videos](#)



[Only business contracted to perform on-board airbag deployment]

- 4'. Perform on-board airbag deployment.

[On-board airbag deployment](#)



**Roles 1 to 4 (or 1 to 5) are to be completed within 120 days**

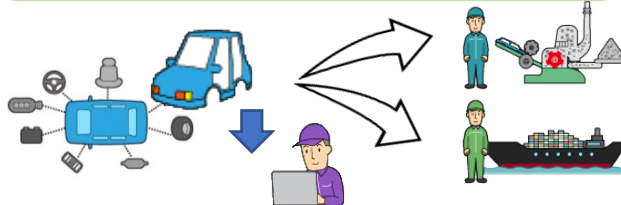
[Enforcement Regulations: Article 106 (1)]

## Role 5

[ELV Recycling Law: Article 16 (4), Article 81 (9)]

8. Deliver the dismantled vehicle to the next process.

[Delivery destinations for dismantled vehicles](#)



9. Have the person responsible for collection/delivery reporting confirm whether airbags are equipped and submit a delivery report for the dismantled vehicle.



[Correct information regarding equipping of airbags](#)



## Role 4

[ELV Recycling Law: Article 16 (3), Article 81 (8)]

6. Deliver recovered airbags to the specified collection location.



Confirm collection standards

[Read explanations](#)

[Watch videos](#)



[Airbag transport](#)



7. Have the person responsible for collection/delivery reporting submit an airbag delivery report.

[Delivery reporting](#)

